


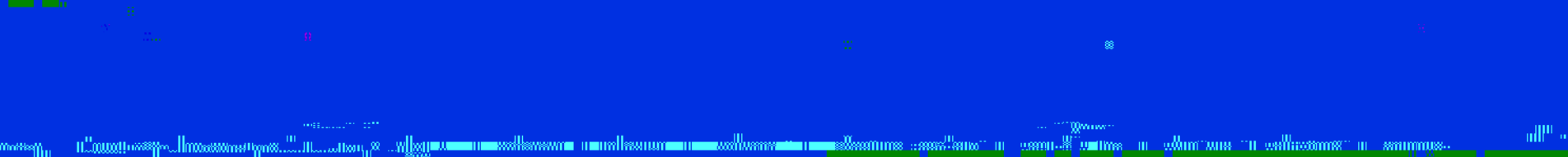



for whom would you vote if the November 4th presidential election were held today? (If you are not sure, please indicate.)



for president? 100 - favor of vice presidential Republican candidate Sarah Palin and

Age Group	18-29	30-39	40-49	50-59	60-69	70-79	80-89	90+	Total
Favor	52	49	33	18	11	7	6	6	31
Oppose	47	49	66	81	88	92	93	93	68
DK/Ref	1	2	15	1	1	1	1	1	1
Weighted	52	49	33	18	11	7	6	6	31
Margin	5	1	10	17	27	35	37	37	37
95% CI	±3	±3	±4	±5	±6	±7	±7	±7	±3
90% CI	±2	±2	±3	±4	±5	±6	±6	±6	±2
80% CI	±1	±1	±2	±3	±4	±5	±5	±5	±1
70% CI	±1	±1	±1	±2	±3	±4	±4	±4	±1
60% CI	±1	±1	±1	±1	±2	±3	±3	±3	±1
50% CI	±1	±1	±1	±1	±1	±2	±2	±2	±1




5. If the November 4th U.S. Senate

Age	White	Hisp	AlFAmer	Asian	Other	Total	Male	Female
18-24	69.21	69.17	73.07	83.1	34.1	72.1	36.9	65.1
25-34	62.4	65.55	74.5	87.1	40.61	70.61	43.0	58.1
35-54	51.1	50.1	62.21	69.1	36.1	57.81	37.21	47.1
55-69	41.1	41.1	51.1	57.21	27.1	47.61	30.51	34.1
70+	24.61	32.1	30.81	21.1	14.91	27.1	13.21	13.71
Total	44.41	49.1	50.21	70.1	42.41	46.51	37.1	23.1

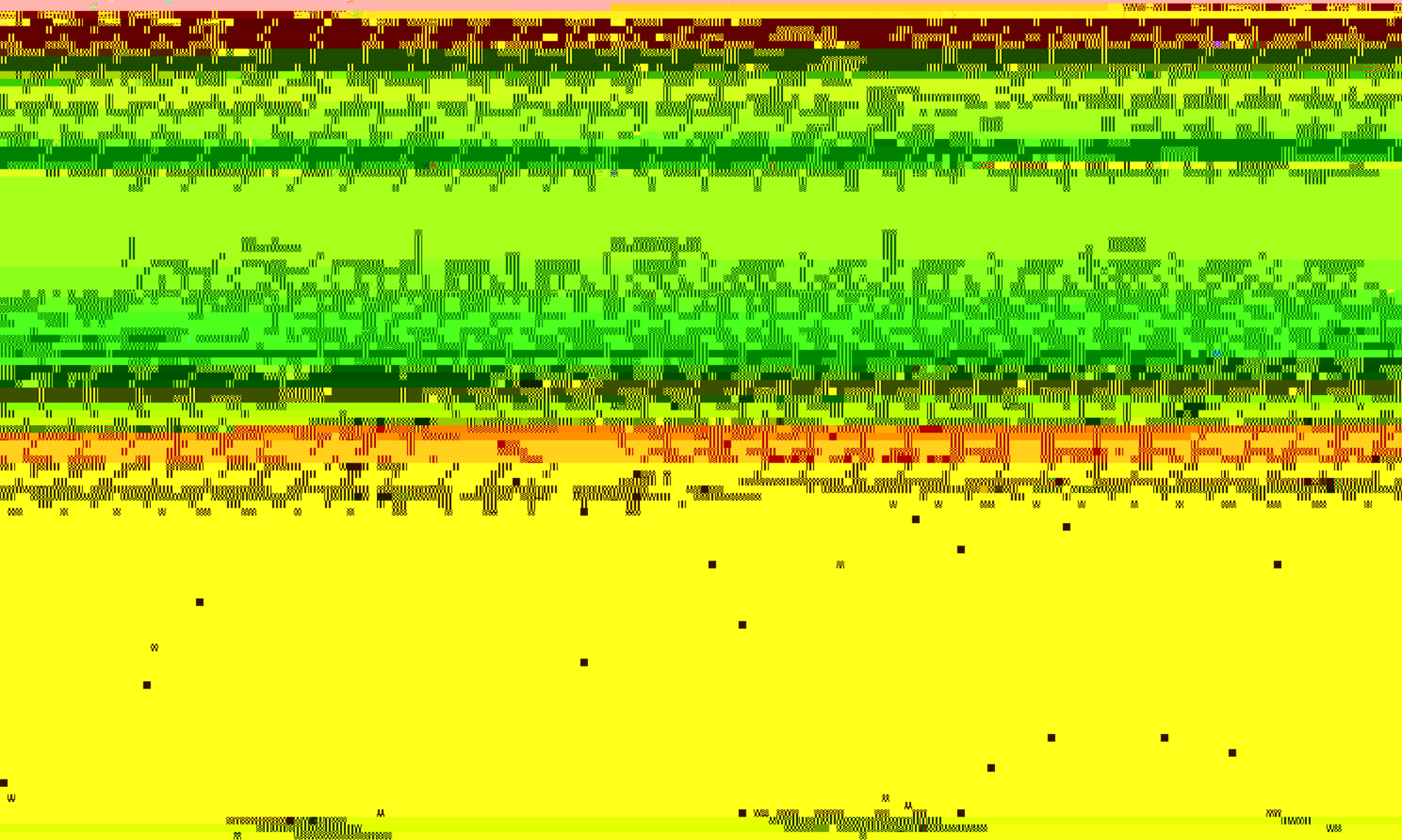
Age	White	Hisp	AlFAmer	Asian	Other	Total	Male	Female
18-24	69.21	69.17	73.07	83.1	34.1	72.1	36.9	65.1
25-34	62.4	65.55	74.5	87.1	40.61	70.61	43.0	58.1
35-54	51.1	50.1	62.21	69.1	36.1	57.81	37.21	47.1
55-69	41.1	41.1	51.1	57.21	27.1	47.61	30.51	34.1
70+	24.61	32.1	30.81	21.1	14.91	27.1	13.21	13.71
Total	44.41	49.1	50.21	70.1	42.41	46.51	37.1	23.1

nk Lautenberg, for whom would you vote? 5. If it's the November 4th U.S. Senate election, and I was read the card and the card





...or would it make sense to...
...the recent financial bailout pack...



11. How much more likely or less likely would you be to vote for a candidate if you saw the Obama or McCain campaign ads?

